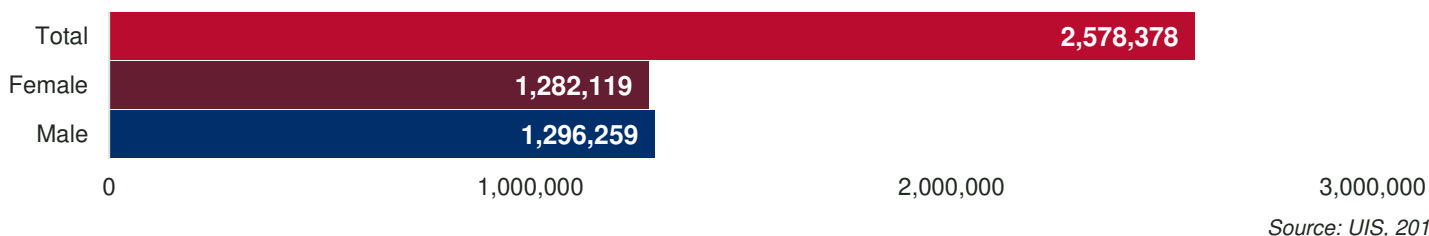


This brief was designed to provide a snapshot of the country's present situation in the education sector, by gathering information from various sources such as UNESCO, the World Bank, ILO, and USAID. In addition to these sources, this report contains Performance Plan and Report (PPR) data and targets contributed by USAID, which are collected for internal learning and external reporting, and convey progress against mission objectives. Last, this document provides data from 20 Sub-Saharan countries across several indicators to allow the reader to compare and understand the country's position in the education sector at the national and regional level.

NEED | Access

Primary school age population (#)

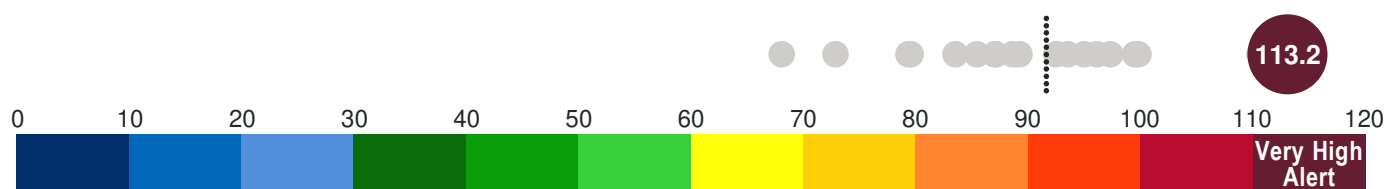


Lower secondary school age population (#)



FRAGILITY | State Stability

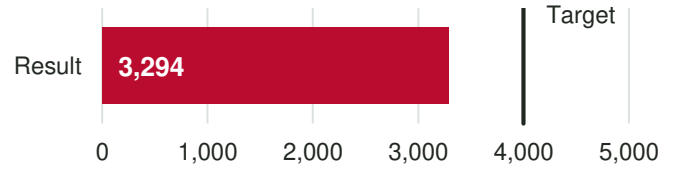
Fragility Index: a proprietary index (scale: 0–120, sustainable to very high alert)



Source: Fund for Peace Fragile States Index Annual Report, 2018

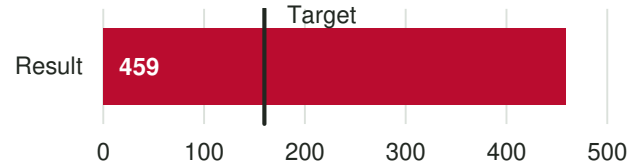
ES.1-3

Number of learners in primary schools or equivalent non-school based settings reached with USG education assistance



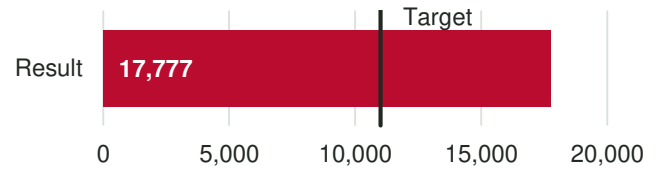
ES.1-6

Number of primary or secondary educators who complete professional development activities with USG assistance



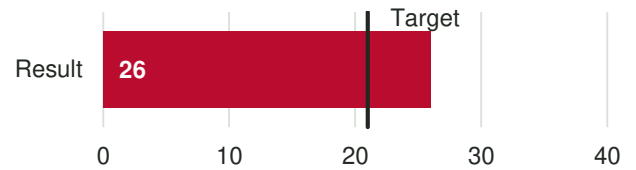
ES.1-10

Number of primary or secondary textbooks and other teaching and learning materials (TLM) provided with USG assistance



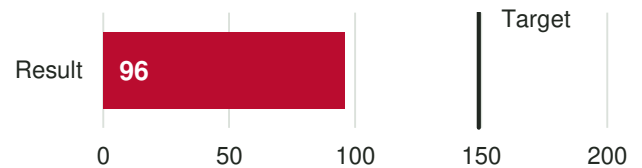
ES.1-12

Number of education administrators and officials who complete professional development activities with USG assistance



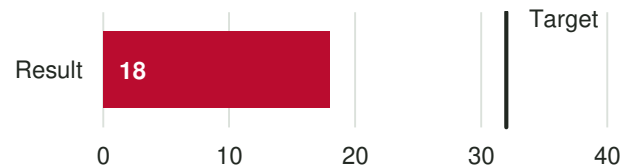
ES.1-13

Number of parent teacher associations (PTAs) or community governance structures engaged in primary or secondary education supported with USG assistance



ES.1-14

Number of primary or secondary classrooms built or repaired with USG assistance



PPR INDICATOR DESCRIPTIONS | Basic Education

ES.1-1	Percent of learners who attain a minimum grade-level proficiency in reading at the end of grade 2 with USG assistance
ES.1-2	Percent of learners attaining minimum grade-level proficiency in reading at the end of primary school (or grade 6, whichever comes sooner) with USG assistance
ES.1-3	Number of learners in primary schools or equivalent non-school based settings reached with USG education assistance
ES.1-4	Number of learners in secondary schools or equivalent non-school based settings reached with USG education assistance
ES.1-5	Number of learners reached in reading programs at the primary level with USG assistance
ES.1-6	Number of primary or secondary educators who complete professional development activities with USG assistance
ES.1-7	Number of primary school educators who complete professional development activities on implementing evidence-based reading instruction with USG assistance
ES.1-8	Number of primary or secondary school educators who complete professional development activities on teaching students with special educational needs with USG assistance
ES.1-9	Number of primary or secondary school educators who complete professional development activities on peace education, conflict sensitivity, or conflict transformation with USG assistance
ES.1-10	Number of primary or secondary textbooks and other teaching and learning materials (TLM) provided with USG assistance
ES.1-11	Number of primary school classrooms that receive a complete set of essential reading instructional materials with USG assistance
ES.1-12	Number of education administrators and officials who complete professional development activities with USG assistance
ES.1-13	Number of parent teacher associations (PTAs) or community governance structures engaged in primary or secondary education supported with USG assistance
ES.1-14	Number of primary or secondary classrooms built or repaired with USG assistance

PPR INDICATOR DESCRIPTIONS | Higher Education

ES.2-1	Number of host country tertiary education institutions receiving capacity development support with USG assistance
ES.2-2	Number of individuals attending tertiary education institutions with USG scholarship or financial assistance

PPR INDICATOR DESCRIPTIONS | Workforce Development

EG.6-1	Number of individuals with new or better employment following completion of USG-assisted workforce development programs
EG.6-2	Number of individuals with improved skills following completion of USG-assisted workforce development programs
EG.6-3	Number of individuals who complete USG-assisted workforce development programs
EG.6-5	Number of individuals with increased earnings following completion of USG- assisted workforce development programs